


How to wear your uniform

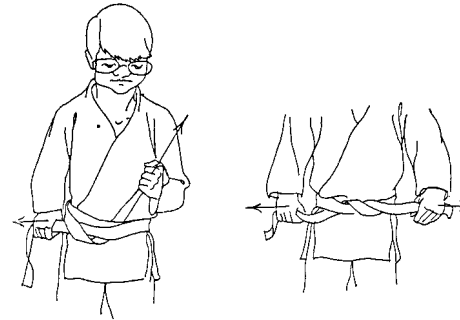
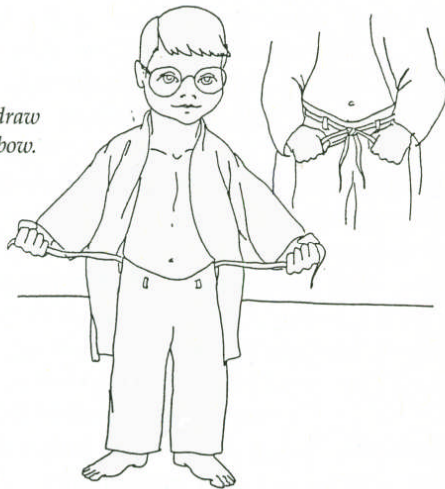


1. Don't take off all of your clothes at once. First remove your top and put on the jacket.

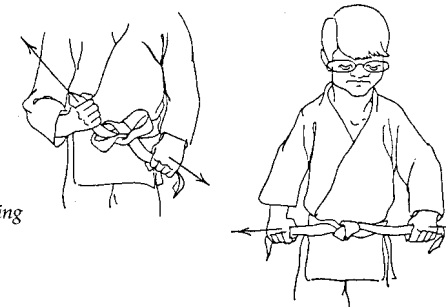


3. Tuck the right side of the jacket under the left. To tie the belt, first hold it in the middle in both hands in front of you. Hold the belt against your stomach and bring the ends around behind your back, crossing in the middle. Bring the ends to the front.

2. Put on the pants. Tie the draw string in the front with a bow.



4. Tuck the right side under both ends as illustrated. Pull them to tighten.



5. Tie one more knot, starting by bending the right end up as illustrated. Pull both ends to tighten.